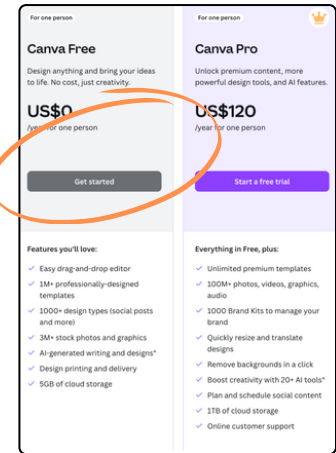



# Getting Started

Canva templates can only be edited in Canva. Create a Free or Pro Canva account—no upgrade needed! The free version works with all our templates.

## 01 HOW TO SIGN UP FOR CANVA

 [SIGN UP OR LOG IN](#) 



 If Canva asks you to upgrade, just select "Continue with Free"—you'll have full access to edit your template with no restrictions.

## 02 NEW TO CANVA? WATCH THIS SHORT VIDEO ON HOW TO SIGN INTO CANVA


[WATCH NOW](#)



## HOW TO OPEN & EDIT YOUR PRODUCT

### 03

Click 'Canva Template Link' in the PDF to open your template.



### 04

Click 'Edit' or 'Use Template for new design' to start editing in Canva.



If your link doesn't work, try reopening the PDF or using a different browser. Still having trouble? Contact Us.

 [CONTACT US](#)



# Canva Test Page

These editable Canva test pages allow you to explore customization options before purchasing, ensuring a smooth and easy editing experience.

## ACCESSING YOUR TEMPLATES

Click the link button below to access your templates.  
This will open your purchased product in Canva.



8.5 x 11

[CANVA TEMPLATE LINK](#)



11 x 8.5

[CANVA TEMPLATE LINK](#)

!! Important: Before clicking the Access Template link, make sure you have a Canva account.

## ★ NEED HELP EDITING IN CANVA?

New to Canva or looking to understand its features better? This 29-page guide breaks down Canva's tools, menus, and editing options to help you navigate and customize your templates with ease.

[CANVA EDITING GUIDE](#)



IF YOU NEED HELP WITH YOUR  
TEMPLATE PLEASE REACH OUT



[CONTACT US](#)

TAKE 20% OFF YOUR  
NEXT ORDER!

**SAVE20**

Want more genealogy tips? Follow us on social media for family history inspiration, and special updates on our templates!

